

Collection
2023

**TRATTAMENTO
ANTICALCARE**
*Descaling
Entkalkungsbehandlung
Traitement anticalcaire*

**PELLICOLA
ANTIESPLOSIONE**
*Anti explosion film
Anti-Explosions-Folie
Film anti-explosion*



TORCELLO CLOUD

CRISTALLO SFUMATO
 TRANSPARENT / CLOUDY CRYSTAL
 TRANSPARENT WOLKEN KRISTALL
 VERRE DEGRADÉ TRANSPARENT

Codice - Code - Artikel - Article		Formato (cm) Size - Format - Dimension	Estensibilità - Extensibility Streckbarkeit - Extensibilität	Prezzo (€) Price - Preis - Prix	E cm	Lato porta Door - Tür - Porte
GOLD ROSE	NICKEL					
LPST 10026GRS	LPST 10026NS	100	97 ÷ 100	650,00	40,5	•
LPST 11026GRS	LPST 11026NS	110	107 ÷ 110	680,00	45,5	•
LPST 12026GRS	LPST 12026NS	120	117 ÷ 120	720,00	50,5	•
LPST 13026GRS	LPST 13026NS	130	127 ÷ 130	750,00	55,5	•
LPST 14026GRS	LPST 14026NS	140	137 ÷ 140	780,00	60,5	•
LPST 15026GRS	LPST 15026NS	150	147 ÷ 150	830,00	60,5	•
LPST 16026GRS	LPST 16026NS	160	157 ÷ 160	860,00	60,5	•

Parete fissa - Pezzi da ordinare
 Side - Necessary pieces
 Seite - Notwendige Stücke
 Paroi fixe - Paroi à commander

LPMTF 7016GRS	LPMTF 7016NS	70	67,5 ÷ 69	340,00		0/1/2
LPMTF 7516GRS	LPMTF 7516NS	75	72,5 ÷ 74	360,00		0/1/2
LPMTF 8016GRS	LPMTF 8016NS	80	77,5 ÷ 79	370,00		0/1/2
LPMTF 9016GRS	LPMTF 9016NS	90	87,5 ÷ 89	410,00		0/1/2

PROFILO MAGGIORE ESTENSIBILITÀ PER LATO PORTA

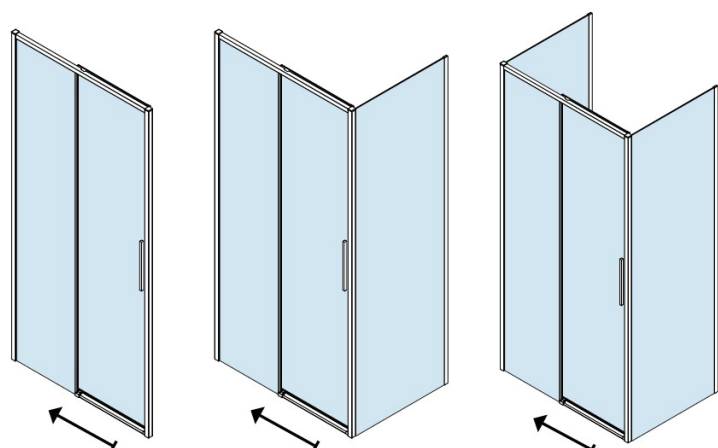
Wall profile adjustment for door - Verlängerungsprofil für Türseite
 Profilé pour extension supplémentaire côté porte

Codice - Code - Artikel - Article		Formato (cm) - Size Format - Dimension	+ cm.	Prezzo (€) - Price Preis - Prix
BLACK	WHITE			
MTP 28GR	MTP 28N	4,2 x 200	1,5	64,00

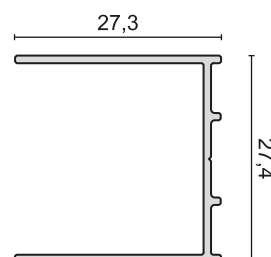
PROFILO MAGGIORE ESTENSIBILITÀ PER LATO FISSO

Wall profile adjustment for side - Verlängerungsprofil für Seitenwand
 Profilé pour extension supplémentaire de la paroi fixe

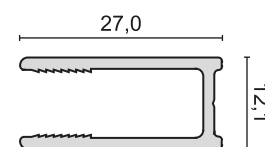
Codice - Code - Artikel - Article		Formato (cm) - Size Format - Dimension	+ cm.	Prezzo (€) - Price Preis - Prix
BLACK	WHITE			
MTP 29GR	MTP 29N	4,6 x 200	1,5	64,00



PROFILO A MURO LATO PORTA
 WALL PROFILE FOR DOOR
 WANDPROFIL FÜR TÜRSEITE
 PROFIL DE MUR CÔTÉ PORTE



PROFILO A MURO LATO FISSO
 WALL PROFILE SIDE PANEL
 WANDPROFIL FÜR SEITENWAND
 PROFIL DE MUR LATÉRAL FIXE



**TRATTAMENTO
ANTICALCARE**
*Descaling
Entkalkungsbehandlung
Traitement anticalcaire*

**PELLICOLA
ANTIESPLOSIONE**
*Anti explosion film
Anti-Explosions-Folie
Film anti-explosion*



TORCELLO CLOUD

CRISTALLO SFUMATO
 TRANSPARENT / CLOUDY CRYSTAL
 TRANSPARENT WOLKEN KRISTALL
 VERRE DEGRADE TRANSPARENT

Codice - Code - Artikel - Article			Formato (cm) Size - Format - Dimension	Estensibilità - Extensibility Streckbarkeit - Extensibilität	Prezzo (€) Price - Preis - Prix	E cm	Lato porta Door - Tür - Porte
CROMO	BLACK	WHITE					
LPST 10026CS	LPST 10026BS	LPST 10026WS	100	97 ÷ 100	590,00	40,5	•
LPST 11026CS	LPST 11026BS	LPST 11026WS	110	107 ÷ 110	630,00	45,5	•
LPST 12026CS	LPST 12026BS	LPST 12026WS	120	117 ÷ 120	660,00	50,5	•
LPST 13026CS	LPST 13026BS	LPST 13026WS	130	127 ÷ 130	690,00	55,5	•
LPST 14026CS	LPST 14026BS	LPST 14026WS	140	137 ÷ 140	730,00	60,5	•
LPST 15026CS	LPST 15026BS	LPST 15026WS	150	147 ÷ 150	770,00	60,5	•
LPST 16026CS	LPST 16026BS	LPST 16026WS	160	157 ÷ 160	800,00	60,5	•

Parete fissa - Pezzi da ordinare
 Side - Necessary pieces
 Seite - Notwendige Stücke
 Paroi fixe - Paroi à commander

LPMTF 7016CS	LPMTF 7016BS	LPMTF 7016WS	70	67,5 ÷ 69	310,00	0/1/2
LPMTF 7516CS	LPMTF 7516BS	LPMTF 7516WS	75	72,5 ÷ 74	330,00	0/1/2
LPMTF 8016CS	LPMTF 8016BS	LPMTF 8016WS	80	77,5 ÷ 79	340,00	0/1/2
LPMTF 9016CS	LPMTF 9016BS	LPMTF 9016WS	90	87,5 ÷ 89	380,00	0/1/2

PROFILO MAGGIORE ESTENSIBILITÀ PER LATO PORTA

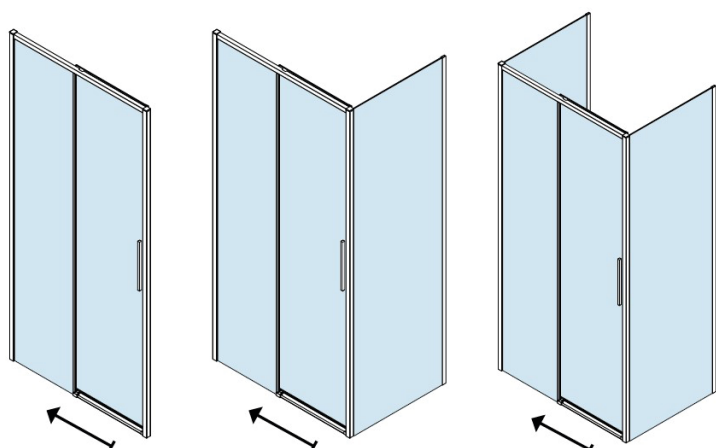
Wall profile adjustment for door - Verlängerungsprofil für Türseite
 Profilé pour extension supplémentaire côté porte

Codice - Code - Artikel - Article			Formato (cm) - Size Format - Dimension	+ cm.	Prezzo (€) - Price Preis - Prix
CROMO	BLACK	WHITE			
MTP 28	MTP 28B	MTP 28W	4,2 x 200	1,5	55,00

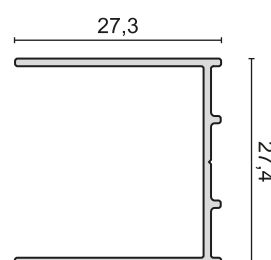
PROFILO MAGGIORE ESTENSIBILITÀ PER LATO FISSO

Wall profile adjustment for side - Verlängerungsprofil für Seitenwand
 Profilé pour extension supplémentaire de la paroi fixe

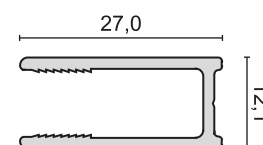
Codice - Code - Artikel - Article			Formato (cm) - Size Format - Dimension	+ cm.	Prezzo (€) - Price Preis - Prix
CROMO	BLACK	WHITE			
MTP 29	MTP 29B	MTP 29W	4,6 x 200	1,5	55,00



PROFILO A MURO LATO PORTA
 WALL PROFILE FOR DOOR
 WANDPROFIL FÜR TÜRSEITE
 PROFIL DE MUR COTE PORTE



PROFILO A MURO LATO FISSO
 WALL PROFILE SIDE PANEL
 WANDPROFIL FÜR SEITENWAND
 PROFIL DE MUR LATERAL FIXE



**TRATTAMENTO
ANTICALCARE**
*Descaling
Entkalkungsbehandlung
Traitement anticalcaire*



TORCELLO NICKEL

CRISTALLO TRASPARENTE

TRANSPARENT CRYSTAL
TRANSPARENTES KRISTALLGLAS
VERRE TRANSPARENT

CODICE <i>Code - Artikel - Article</i>	Formato (cm) <i>Size - Format - Dimension</i>	Estensibilità <i>Extensibility - Streckbarkeit - Extensibilité</i>	Prezzo (€) <i>Price - Preis - Prix</i>		Lato porta <i>Door - Tür - Porte</i>
LPST 10026N	100	97 ÷ 100	570,00	40,5	•
LPST 11026N	110	107 ÷ 110	590,00	45,5	•
LPST 12026N	120	117 ÷ 120	620,00	50,5	•
LPST 13026N	130	127 ÷ 130	650,00	55,5	•
LPST 14026N	140	137 ÷ 140	680,00	60,5	•
LPST 15026N	150	147 ÷ 150	720,00	60,5	•
LPST 16026N	160	157 ÷ 160	750,00	60,5	•

Parete fissa - Pezzi da ordinare
Side - Necessary pieces
Seite - Notwendige Stücke
Paroi fixe - Paroi à commander

LPMTF 7016N	70	67,5 ÷ 69	292,00	0/1/2
LPMTF 7516N	75	72,5 ÷ 74	306,00	0/1/2
LPMTF 8016N	80	77,5 ÷ 79	320,00	0/1/2
LPMTF 9016N	90	87,5 ÷ 89	346,00	0/1/2

PROFILO MAGGIORE ESTENSIBILITÀ PER LATO PORTA

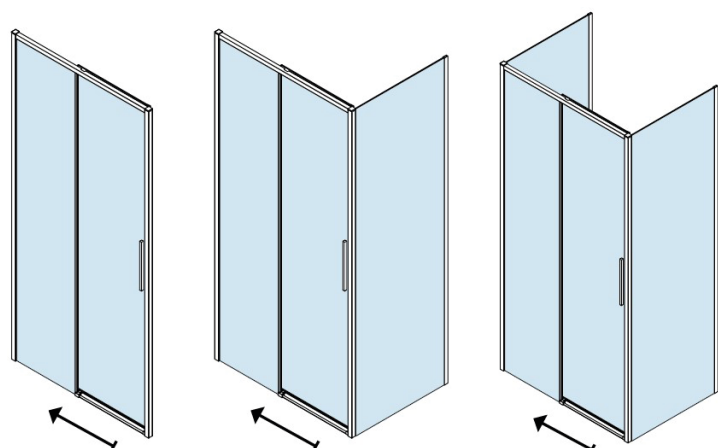
Wall profile adjustment for door - Verlängerungsprofil für Türseite
Profilé pour extension supplémentaire côté porte

Codice - Code <i>Artikel - Article</i>	Formato (cm) - Size <i>Format - Dimension</i>	+ cm.	Prezzo (€) - Price <i>Preis - Prix</i>
MTP 28N	4,2 x 200	1,5	64,00

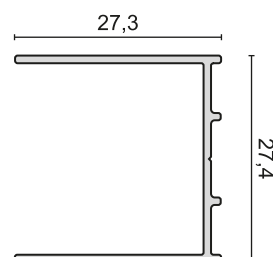
PROFILO MAGGIORE ESTENSIBILITÀ PER LATO FISSO

Wall profile adjustment for side - Verlängerungsprofil für Seitenwand
Profilé pour extension supplémentaire de la paroi fixe

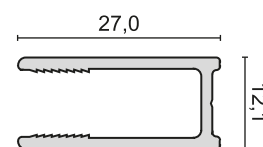
Codice - Code <i>Artikel - Article</i>	Formato (cm) - Size <i>Format - Dimension</i>	+ cm.	Prezzo (€) - Price <i>Preis - Prix</i>
MTP 29N	4,6 x 200	1,5	64,00



PROFILO A MURO LATO PORTA
WALL PROFILE FOR DOOR
WANDPROFIL FÜR TÜRSEITE
PROFIL DE MUR CÔTÉ PORTE



PROFILO A MURO LATO FISSO
WALL PROFILE SIDE PANEL
WANDPROFIL FÜR SEITENWAND
PROFIL DE MUR LATÉRAL FIXE



**TRATTAMENTO
ANTICALCARE**
*Descaling
Entkalkungsbehandlung
Traitement anticalcaire*



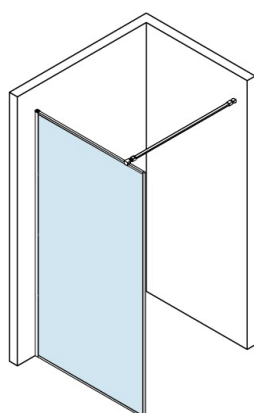
PALMARIA BLACK

CRISTALLO TRASPARENTE

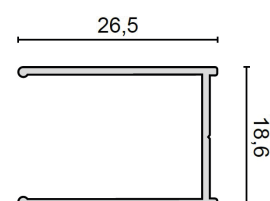
TRANSPARENT CRYSTAL
TRANSPARENTES KRISTALLGLAS
VERRE TRANSPARENT

CODICE Code - Artikel - Article	Formato (cm) Size - Format - Dimension	Estensibilità - Extensibility Streckbarkeit - Extensibilité	Prezzo (€) Price - Preis - Prix
LPWI908BT	90	88,5 ÷ 90	410,00
LPWI1008BT	100	98,5 ÷ 100	438,00
LPWI1108BT	110	108,5 ÷ 110	465,00
LPWI1208BT	120	118,5 ÷ 120	502,00
LPWI1408BT	140	138,5 ÷ 140	558,00

Braccio di sostegno pieghevole lunghezza massima 100 cm. tagliabile. - Foldable and cuttable support arm 100 cm maximum.
Verstellbarer, schneidbarer Tragarm maximum 100 cm. - Barre de renfort articulée de 100 cm de longueur découppable.



PROFILO A MURO
WALL PROFILE - WANDPROFIL - PROFIL DE MUR



**TRATTAMENTO
ANTICALCARE**
*Descaling
Entkalkungsbehandlung
Traitement anticalcaire*



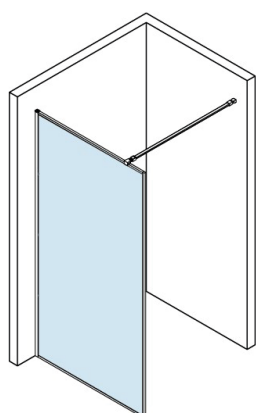
PALMARIA GOLD

CRISTALLO TRASPARENTE

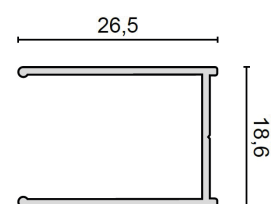
TRANSPARENT CRYSTAL
TRANSPARENTES KRISTALLGLAS
VERRE TRANSPARENT

CODICE Code - Artikel - Article	Formato (cm) Size - Format - Dimension	Estensibilità - Extensibility Streckbarkeit - Extensibilité	Prezzo (€) Price - Preis - Prix
LPWI908G	90	88,5 ÷ 90	435,00
LPWI1008G	100	98,5 ÷ 100	465,00
LPWI1108G	110	108,5 ÷ 110	495,00
LPWI1208G	120	118,5 ÷ 120	530,00
LPWI1408G	140	138,5 ÷ 140	590,00

Braccio di sostegno pieghevole lunghezza massima 100 cm. tagliabile. - Foldable and cuttable support arm 100 cm maximum.
Verstellbarer, schneidbarer Tragarm maximum 100 cm. - Barre de renfort articulée de 100 cm de longueur découppable.



PROFILO A MURO
WALL PROFILE - WANDPROFIL - PROFIL DE MUR



**TRATTAMENTO
ANTICALCARE**



Descaling
Entkalkungsbehandlung
Traitement anticalcaire





CAPRAIA EVO

CRISTALLO TRASPARENTE

TRANSPARENT CRYSTAL
TRANSPARENTES KRISTALLGLAS
VERRE TRANSPARENT

CROMO CODICE - Code Artikel - Article	BLACK CODICE - Code Artikel - Article	Formato (cm) Size - Format - Dimension	Estensibilità - Extensibility Streckbarkeit - Extensibilität	Prezzo (€) Price - Preis - Prix			Ingombro porta Door space Tür-Raumbedarf Passage
LRBAN-E90	LRBAN-E90BT	90	88,5 ÷ 90	925,00	●	55	57
LRBAN-E100	LRBAN-E100BT	100	98,5 ÷ 100	950,00	●	65	67
LRBAN-E120	LRBAN-E120BT	120	118,5 ÷ 120	1.002,00	●	65	67
LRBAN-E140	LRBAN-E140BT	140	138,5 ÷ 140	1.050,00	●	65	67

CROMO CODICE - Code Artikel - Article	BLACK CODICE - Code Artikel - Article	Formato (cm) Size - Format - Dimension	Estensibilità - Extensibility Streckbarkeit - Extensibilität	Prezzo (€) Price - Preis - Prix			Ingombro porta Door space Tür-Raumbedarf Passage
LRBA-E 90	LRBA-E 90BT	90	88 ÷ 89,5	839,00	●	55	57
LRBA-E 100	LRBA-E 100BT	100	98 ÷ 99,5	864,00	●	65	67
LRBA-E 120	LRBA-E 120BT	120	118 ÷ 119,5	916,00	●	65	67
LRBA-E 140	LRBA-E 140BT	140	138 ÷ 139,5	964,00	●	65	67

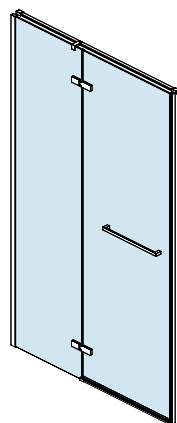
Parete fissa - Pezzi da ordinare
Side - Necessary pieces
Seite - Notwendige Stücke
Paroi fixe - Paroi à commander

LRBAF-E 70	LRBAF-E 70BT	70	68 ÷ 69,5	377,00	1
LRBAF-E 80	LRBAF-E 80BT	80	78 ÷ 79,5	405,00	1
LRBAF-E 90	LRBAF-E 90BT	90	88 ÷ 89,5	433,00	1

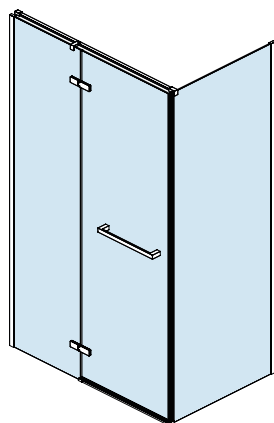
PROFILO MAGGIORE ESTENSIBILITÀ

Wall profile adjustment - Verlängerungsprofil - Profilé pour extension supplémentaire

Codice - Code - Artikel - Article		Formato (cm) - Size Format - Dimension	+ cm.	Prezzo (€) - Price Preis - Prix
CROMO MTP 24	BLACK MTP 24B	4,6 x 210	1,5	102,00

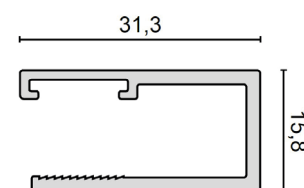


LRBAN-E



LRBA-E + LRBAF-E

PROFILO A MURO WALL PROFILE - WANDPROFIL - PROFIL DE MUR



RAZZOLI ARGENTO

MOLARA WHITE



CARATTERISTICHE

- 3 getti d'acqua e cascata.
- Doccetta in ottone cromato.
- Pannello in alluminio laccato argento.
- Rubinetti in ottone .
- Flessibile in PVC.
- Miscelatore con cartuccia progressiva.
- Deviatore a 4 vie.

CHARACTERISTICS

- 3 steerable jets and waterfall.
- Chrome-plated brass hand shower.
- Silver lacquered aluminum panel.
- Shower arm and faucet: brass.
- PVC Hose.
- Progressiver Kartuschenmischer.
- 4 way diverter.

EIGENSCHAFTEN

- 3 Düsen und Wasserfall-effekt.
- Verchromte Handbrause aus Messing
- Silberne Aluminiumbrett.
- Hahn aus Messing.
- Schlauch aus PVC.
- Progressive cartridge mixer.
- 4 Wege-Umsteller.

SPECIFICATIONS

- 3 jets d'eau et cascade.
- Douchette à main en laiton chromé.
- Panneau en aluminium laqué argent.
- Robinets en laiton.
- Flexible en PVC.
- Mitigeur avec cartouche progressive.
- Déviateur à 4 voies.

CODICE Code - Artikel - Article	Formato (cm) Size - Format - Dimension	Prezzo (€) Price - Preis - Prix
LCD 140 A	140 x 20 x 46 x 7,5	946,00



CARATTERISTICHE

- 1 getto d'acqua.
- Doccetta in ottone cromato.
- Pannello in alluminio laccato bianco.
- Rubinetti in ottone .
- Flessibile in PVC.

CHARACTERISTICS

- 1 steerable jets.
- Chrome-plated brass hand shower.
- White lacquered aluminum panel.
- Shower arm and faucet: brass.
- PVC Hose.

EIGENSCHAFTEN

- 1 Düse.
- Verchromte Handbrause aus Messing.
- Brett aus Weiß Aluminium.
- Hahn aus Messing.
- Schlauch aus PVC.

SPECIFICATIONS

- 1 jet.
- Douchette à main en laiton chromé.
- Panneau en aluminium laqué blanc.
- Robinets en laiton.
- Flexible en PVC.

CODICE Code - Artikel - Article	Formato (cm) Size - Format - Dimension	Prezzo (€) Price - Preis - Prix
LCD 130 W	112 x 35,2 x 50 x 8	702,00



MARAONE

PREVETO



CARATTERISTICHE

- Corpo principale in ottone.
- Soffione in acciaio inox da 25 cm.
- Flessibile in PVC da 150 cm.
- Doccetta a 3 funzioni.

CHARACTERISTICS

- Brass main body.
- 25 cm SS Shower head.
- 150 cm PVC hose.
- 3 function Handset.

EIGENSCHAFTEN

- Grundkörper aus Messing.
- 25 cm Edelstahl-Duschkopf.
- 150 cm PVC Schlauch.
- Handbrause mit 3 Funktionen.

SPECIFICATIONS

- Corps principal en laiton.
- Douche de tête en acier inoxydable de 25 cm.
- Flexible en PVC de 150 cm.
- Douchette à main 3 fonctions.

CODICE <i>Code - Artikel - Article</i>	Formato (cm) <i>Size - Format - Dimension</i>	Descrizione <i>Description - Beschreibung - Description</i>	Prezzo (€) <i>Price - Preis - Prix</i>
LCDQ1115C	110/150 x 41 x 28,5	Colonna doccia QUADRA Cromo in ottone. - Brass Chrome square shower column <i>Viereckige Duschsäule aus verchromtem Messing - Colonne carrée en laiton chromé.</i>	629,00
LCDQ1115B	110/150 x 41 x 28,5	Colonna doccia QUADRA Black in ottone. - Brass Black square shower column <i>Viereckige Duschsäule aus mattschwarzem Messing - Colonne carrée en laiton satiné noir.</i>	694,00
LCDT1115C	110/150 x 42 x 28,5	Colonna doccia TONDA Cromo in ottone. - Brass Chrome round shower column <i>Runde Duschsäule aus verchromtem Messing - Colonne ronde en laiton chromé.</i>	543,00
LCDT1115B	110/150 x 42 x 28,5	Colonna doccia TONDA Black in ottone. - Brass Black round shower column <i>Runde Duschsäule aus mattschwarzem Messing - Colonne ronde en laiton satiné noir.</i>	602,00





via Istria, 4 - 41049 Sassuolo MO - Italy
T. +39.0536.824758 - F. +39.0536.994173
info@lacus.it - www.lacus.it